



hr342MCX

HR CoaXPress



The interface standard CoaXPress was developed to meet the need for higher bandwidth generated by recently launched sensors. In particular the latest high resolution CMOS sensors from Sony, Gpixel and ON Semi are capable of extremely high frame rates. CoaXPress therefore is the first choice for applications where speed is of prime importance.

Technical Highlights

- > ROI, LUT, binning, offset, gamma
- > Lens shading correction
- > Integrated multi channel LED strobe controller
- > CoaXPress-6 or CoaXPress-12
- > Industrial TTL-24V I/O Interface with SafeTrigger, programmable logic, sequencer and timers, RS232
- > Power over CXP

HR Series

hr342MCX

Resolution [MP]	31.4 MP
Resolution (h x v)	6464 x 4852 px
Frame rate (max.)	35.7 fps
Chroma	mono
Interface	CXP-6 with 4 Connections (Din1.0/2.3)

Sensor

Sensor	IMX342LLA
Manufacturer	Sony
Sensor type	Area CMOS
Shutter type	global shutter
Sensor size (h x v)	22.3 x 16.74 mm
Optical diagonal	27.88 mm
Sensor format	27.9mm (APS-C)
Pixel size (h x v)	3.45 x 3.45 μ m

Camera

Exposure modes	MANUAL;AUTO
Trigger modes	INTERNAL;SOFTWARE;EXTERNAL
Exposure time (min)	19 μ s
Exposure time (max)	10 sec
Pixel format / max	mono8, mono12 / 12 bit
Gain modes / max	manual, auto / 48 dB
S/N ratio (max)	39.9 dB (dep. on environment)
Dynamic range (max)	70.5 dB (dep. on environment)
Internal memory	512 MB SDRAM, 160 MB Flash

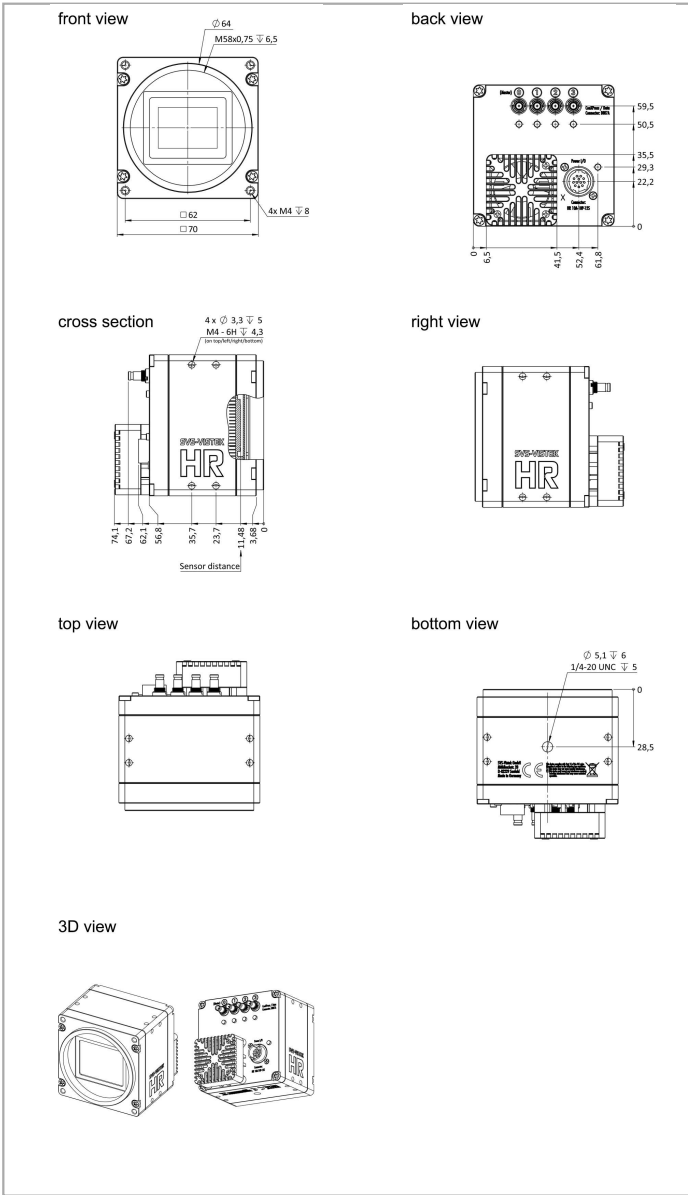
Feature Set

AOI	yes
LUT	yes
Offset	yes
Binning	yes
Image flip	yes
Shading correction	yes (external)
Defect pixel correction	yes
Sequencer	yes
PoCXP	yes

Housing

Lens mount	M58x0.75
Dimensions (w x h x d)	70 x 70 x 78.3 mm

Dimensions [mm]




Pinout Mating Connector

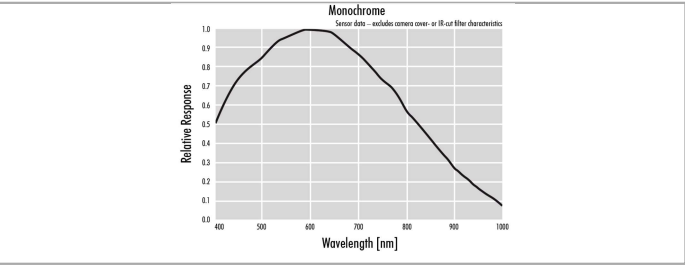
Weight	400 g
Operating temperature (housing)	-10 to 65 °C
Ambient humidity	10 to 90 % (non-condensing)
Protection class	IP30
Filter-/Coverglass	N-BK7 - AR coating

I/O-Interfaces

Input up to 24V	2 x
Input OPTO	1 x
Output open drain	4 x
I/O RS-232	1 x
Power supply	10 to 25 V (DC)
Power consumption	12 W (dep. on operating mode)

Hirose 12 Pin					
					
1	VIN –	(GND)	7	OUT 1	(open drain)
2	VIN +	(10 V to 25 V DC)	8	OUT 2	(open drain)
3	IN 4	(RXD RS232)	9	IN 3 +	(opto In +)
4	OUT 4	(TXD RS232)	10	IN 3 –	(opto In –)
5	IN 1	(0 - 24V)	11	OUT 3	(open drain)
6	IN 2	(0 - 24V)	12	OUT 0	(open drain)

Spectral Response *



* Sensor data – excludes camera cover- or IR-cut filter characteristics